




APARTMENTS	
EXISTING (WHARTON LOFTS)	45 UNITS
NEW AFFORDABLE (60% AMI)	38 UNITS
NEW MARKET RATE	117 UNITS
TOTAL APARTMENTS	200 UNITS
RESIDENTIAL PARKING	
EXISTING (WHARTON LOFTS)	35 SPACES
NEW (PRIVATE)	59 SPACES
TOTAL RESIDENTIAL PARKING	94 SPACES
PARKING RATIO (1)	1:2.13
POLICE & FIRE PARKING	
POLICE & FIRE	24 SPACES
PUBLIC PARKING	
PUBLIC (ON SITE)	37 SPACES
PUBLIC (OFF SITE)	60+ SPACES
TOTAL NEW PUBLIC PARKING (2)	97+ SPACES
COMMERCIAL/RETAIL	
EXISTING (WHARTON LOFTS)	5,250 SF
NEW (12TH & REED)	19,775 SF
NEW (FLEET BUILDING)	12,487 SF
TOTAL COMMERCIAL/RETAIL	37,512 SF
OFFICE	
NEW (FLEET BUILDING)	27,119 SF

(1) 50% Higher than required in traditional mixed use zoning
(2) Increase in public parking by 57+ spaces

AFFORDABLE UNITS		
19 STUDIO UNITS	433 SF	\$1,105
13 ONE BEDROOM UNITS	676 SF	\$1,087
6 TWO BEDROOM UNITS	887 SF	\$1,305

KEY	
PUBLIC PARKING	
POLICE/FIRE PARKING	
PRIVATE PARKING	

PARKING RAMP
LOADING DOCK
RESIDENTIAL LOBBY

RETAIL ENTRANCE

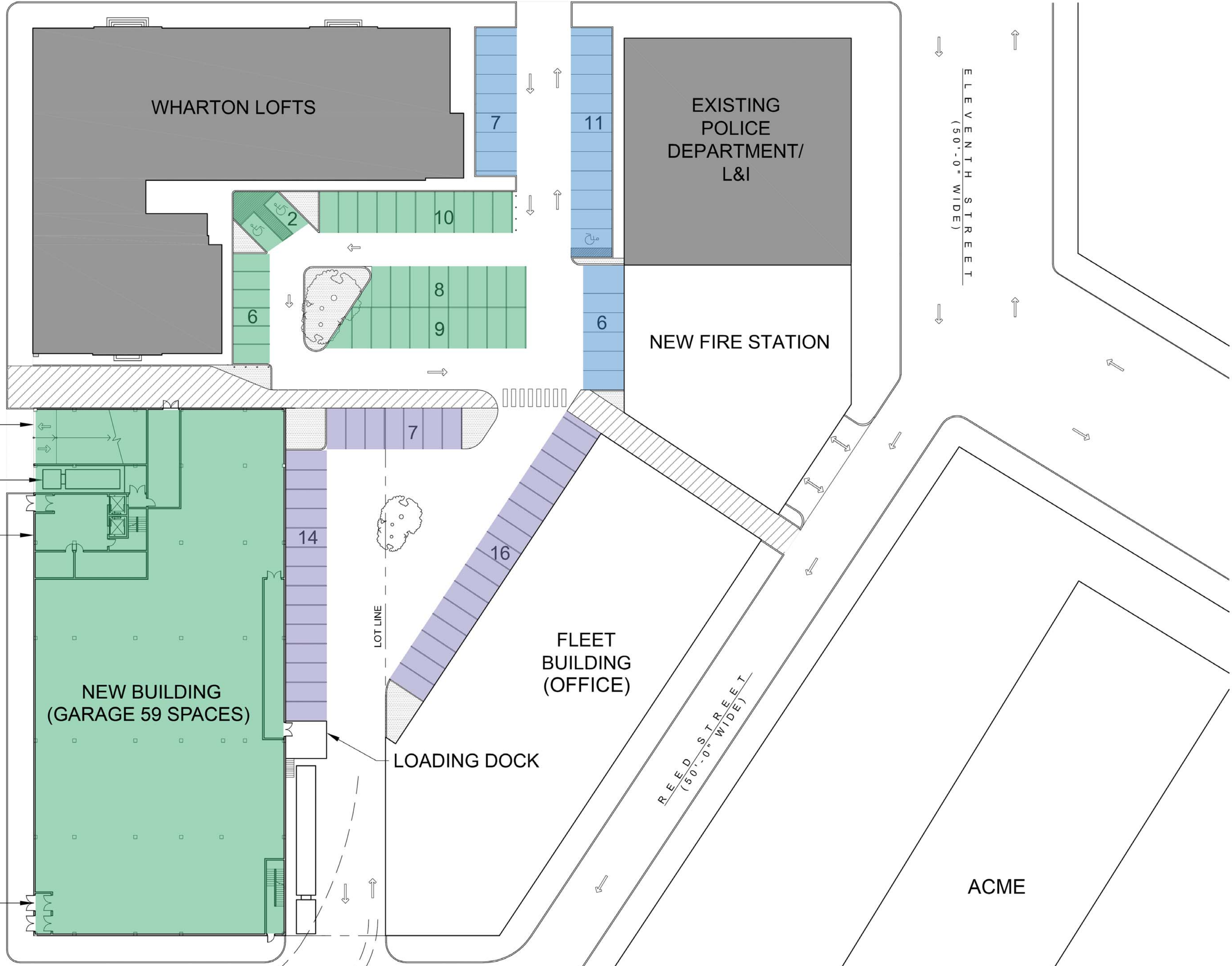
TWELFTH STREET
(30'-0" WIDE)

WHARTON STREET
(50'-0" WIDE)

ELEVENTH STREET
(50'-0" WIDE)

REED STREET
(50'-0" WIDE)

REED STREET
(50'-0" WIDE)



OFF SITE PUBLIC PARKING
+60 SPACES

1100 Wharton Street